



Board Workshop – November 27, 2017

Riverside Unified School District

Neighborhood Schools Study

Introduction

Neighborhood School Study

What does research say about the benefits of Neighborhood Schools?

- Fosters friendships and keeps communities together in and out of the classroom
- Serves to support a sense of community
- Promotes students' engagement in activities that occur before and after school
- Promotes greater parent involvement in school activities and increases parent/teacher interaction



Introduction

Neighborhood School Study



What does research say about the benefits of Neighborhood Schools?

- School quality is determined, at least in part, by the distribution of student ability, with higher-ability students improving school quality for all through a peer-group effect

Introduction

A new poll by the American Federation of Teachers found:

- 70% of parents said they would prefer a good quality neighborhood school for their children over the ability to have more choice
- When asked how to improve education – 80% of parents said efforts should be focused on ensuring every child has access to a good neighborhood school



Introduction

Neighborhood School Study



Things to consider?

- What impact does school choice have in a community if some or many children do not attend school there?
- If children spend the majority of their time outside of a community, will they have as much pride and ownership over their community?

Purpose

Neighborhood School Study



Evaluate neighborhood school options for both Casa Blanca and Eastside neighborhoods

- Determine impacts for each option
 - ❖ Bussing
 - ❖ Boundary Changes
 - ❖ School enrollment

Casa Blanca

Neighborhood School Study

Current Transportation Areas



Casa Blanca Transportation Areas

SITE	Grd Tk-6
Harrison Elem	100
Jefferson Elem	120
Monroe Elem	82
Victoria Elem	151
Totals	453

Casa Blanca Transportation Attendance Area

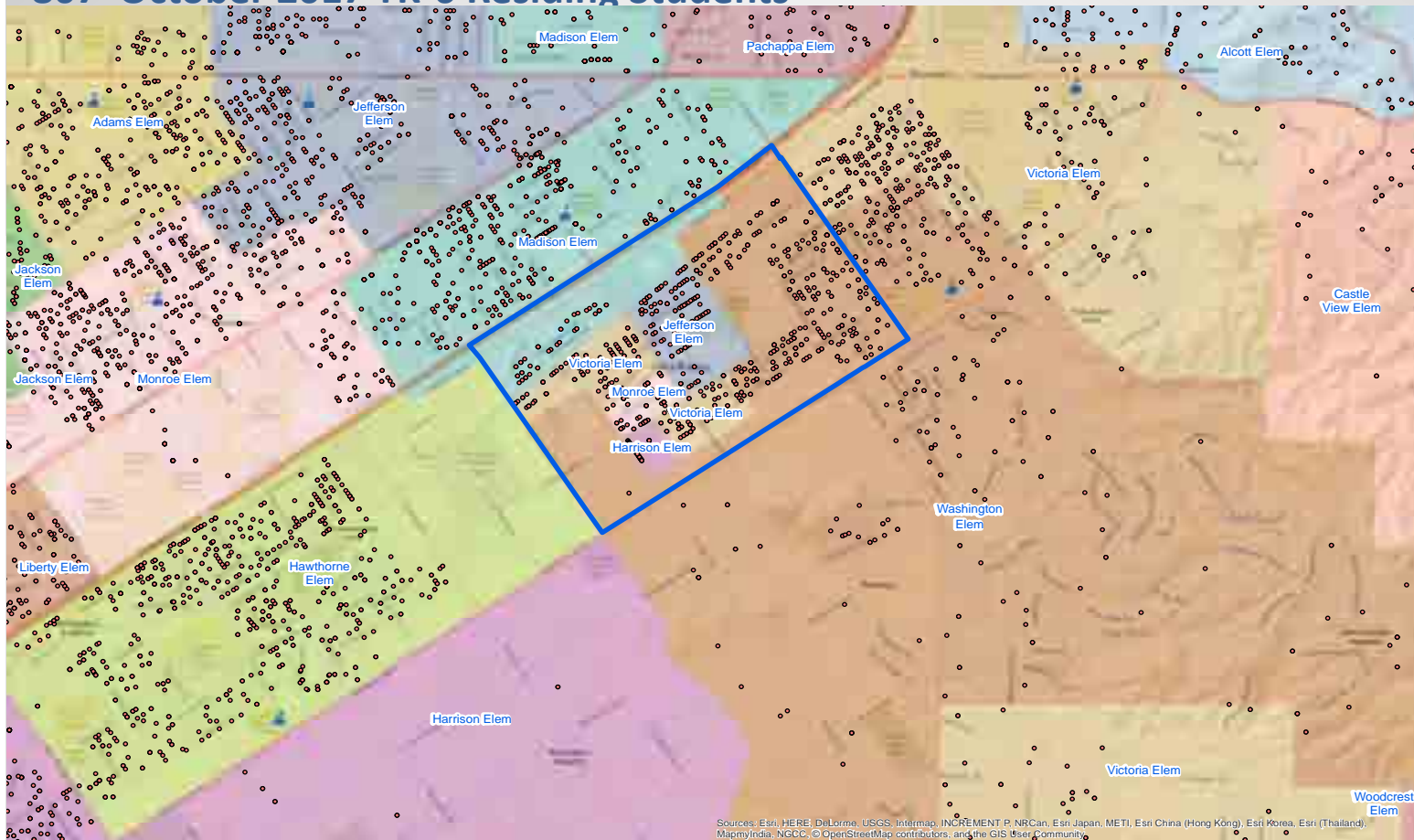
453 Students are currently bussed to 4 Feeder Schools



CASA BLANCA TRANSPORTATION ATTENDANCE AREA

Casa Blanca Transportation Area

807 October 2017 TK-6 Residing Students



Casa Blanca

Neighborhood School Study



Facts

- 807 Students reside within Casa Blanca Neighborhood
- 453 are bussed to 4 feeder elementary schools outside of the Casa Blanca Neighborhood
- Annual Bussing expense - \$426,535

Casa Blanca

Neighborhood School Study

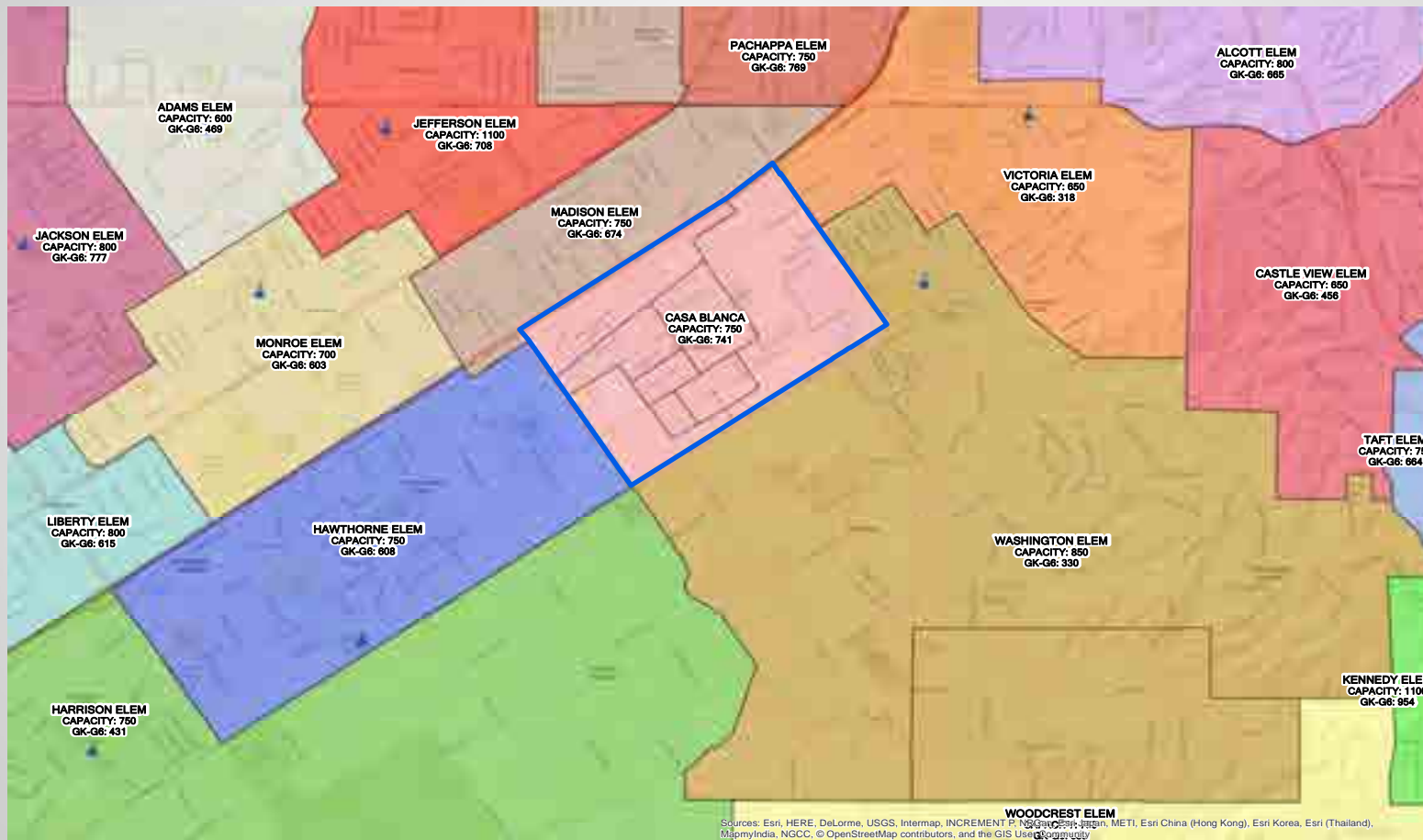


Option to Consider

- Build a New Elementary School (750 Capacity) within Casa Blanca Neighborhood

Casa Blanca New Elementary School (750 Capacity)

October 2017 Resident Counts



Casa Blanca

Neighborhood School Study

New Elementary School Option (750 Capacity)

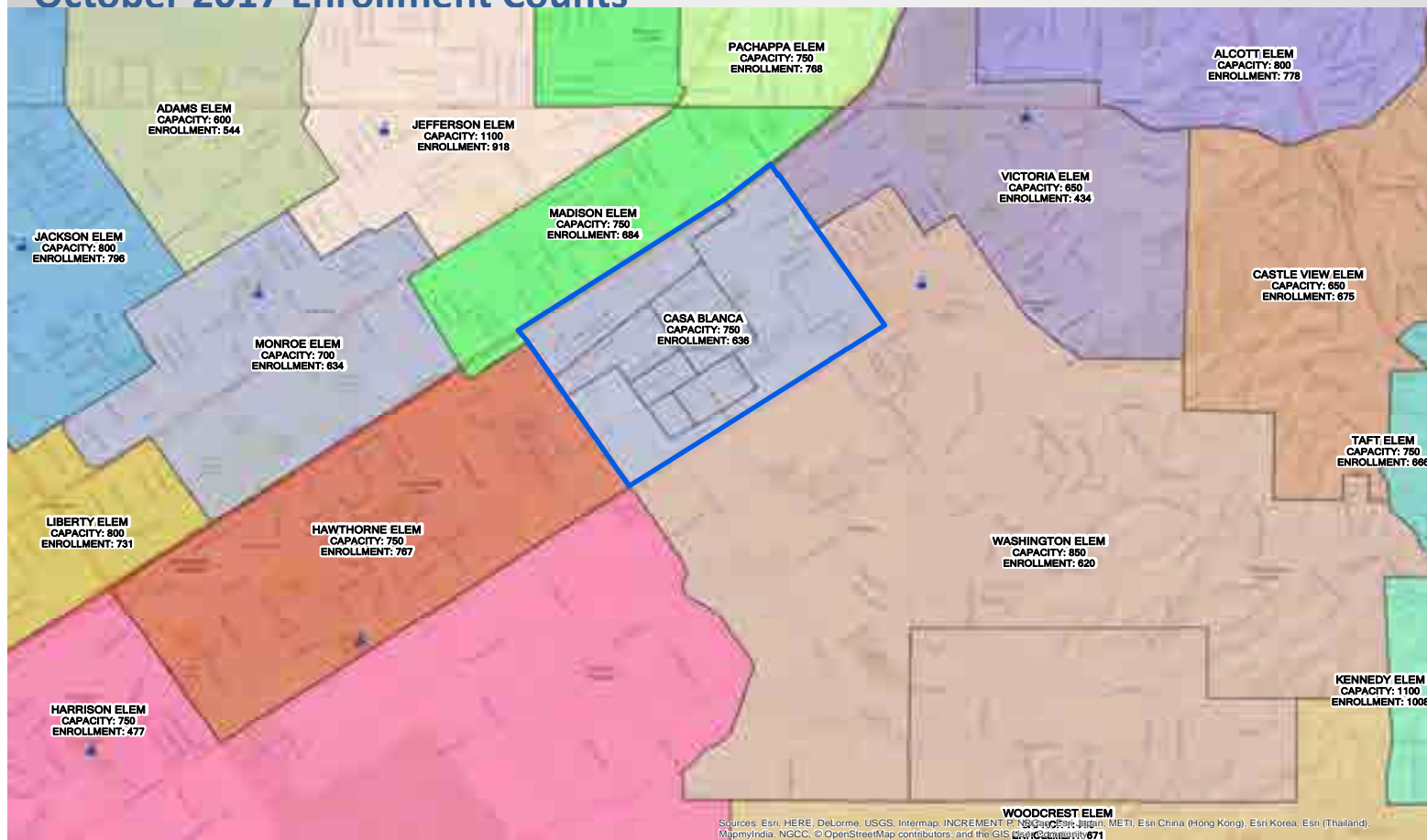


New School	Site	Revised
Resident Counts	Capacity	Enrollment
SITE	K-6	K-6
New Elem School	750	741
Harrison ES	750	431
Jefferson ES	1,100	708
Washington ES	850	330
Monroe ES	700	603
Victoria ES	650	318
Madison ES	750	674
Totals	5,550	3,805

HMC schooladvisors

Casa Blanca New Elementary School (750 Capacity)

October 2017 Enrollment Counts



Casa Blanca

Neighborhood School Study

New Elementary School Option (750 Capacity)



New School	Site	Revised
Enrollment Counts	Capacity	Enrollment
SITE	K-6	K-6
New Elementary School	750	636
Harrison Elem	750	477
Jefferson Elem	1,100	918
Washington Elem	850	620
Monroe Elem	700	634
Victoria Elem	650	434
Madison Elem	750	684
Totals	5,550	4,403

Casa Blanca

Neighborhood School Study

New Elementary School Option (750 Capacity)



Casa Blanca Transportation Areas

New School

Enrolled Students	Current	Revised	Change
SITE	K-6	K-6	K-6
New School	0	636	636
Harrison ES	529	477	(52)
Jefferson ES	1,011	918	(93)
Monroe ES	672	634	(38)
Victoria ES	612	434	(178)
Washington ES	854	620	(234)
Madison ES	725	684	(41)
Totals	4,403	4,403	0

Casa Blanca

Neighborhood School Study



New Elementary School Option (750 Capacity)

- Six (6) current boundaries affected by option
 - ❖ Harrison ES
 - ❖ Jefferson ES
 - ❖ Washington ES
 - ❖ Monroe ES
 - ❖ Victoria ES
 - ❖ Madison ES

Casa Blanca

Neighborhood School Study



New Elementary School Option (750 Capacity)

- Pros
 - ❖ Annual Bussing expense removed (\$426.5K)
 - ❖ Additional 750 Casa Blanca students have opportunity to attend Neighborhood School
- Cons
 - ❖ Increased operational costs

Eastside

Neighborhood School Study



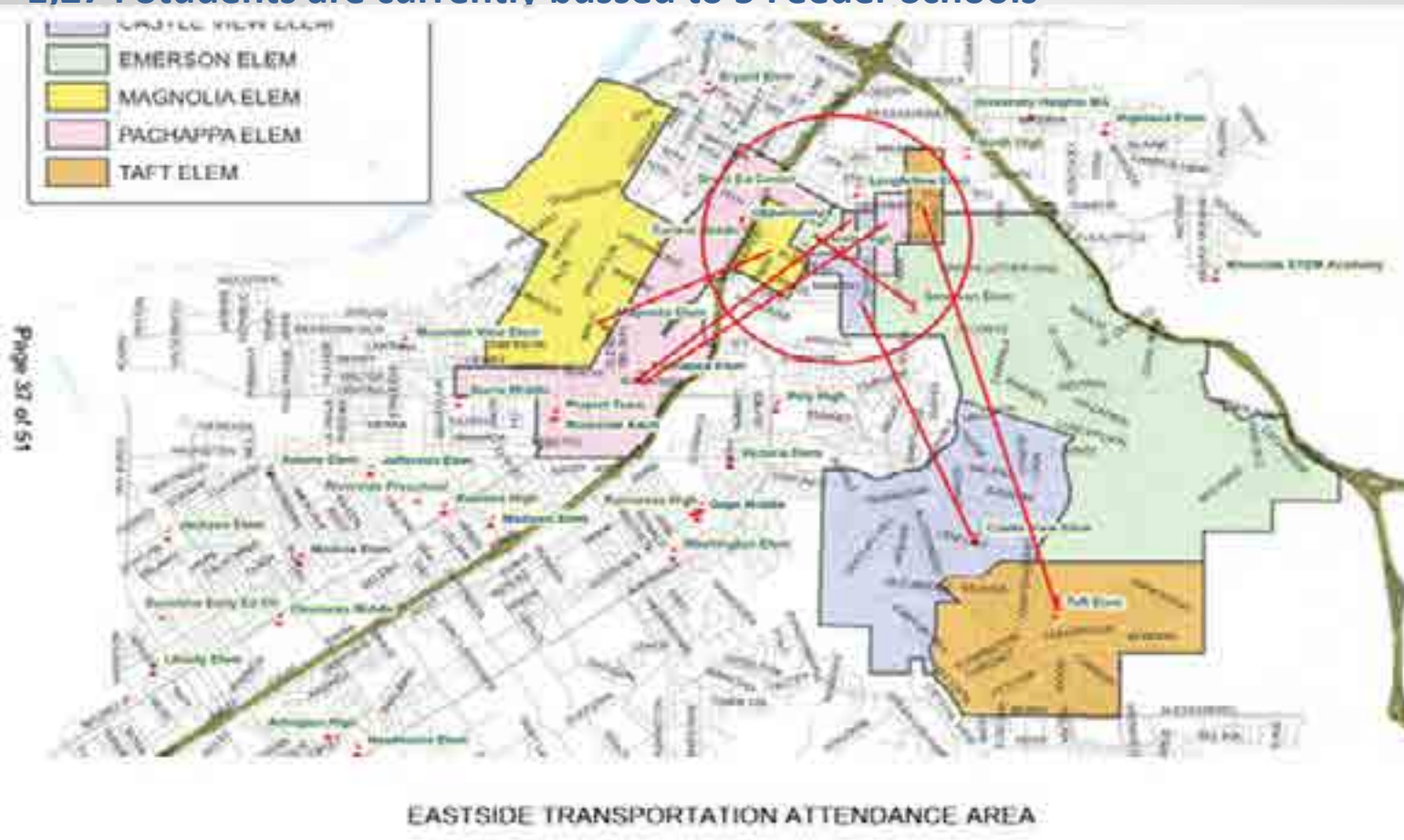
Current Transportation Areas

Eastside Transportation Areas

SITE	Grd Tk-6
Castle View Elem	224
Emerson Elem	18
Magnolia Elem	166
Pachappa Elem	366
Taft Elem	500
Totals	1,274

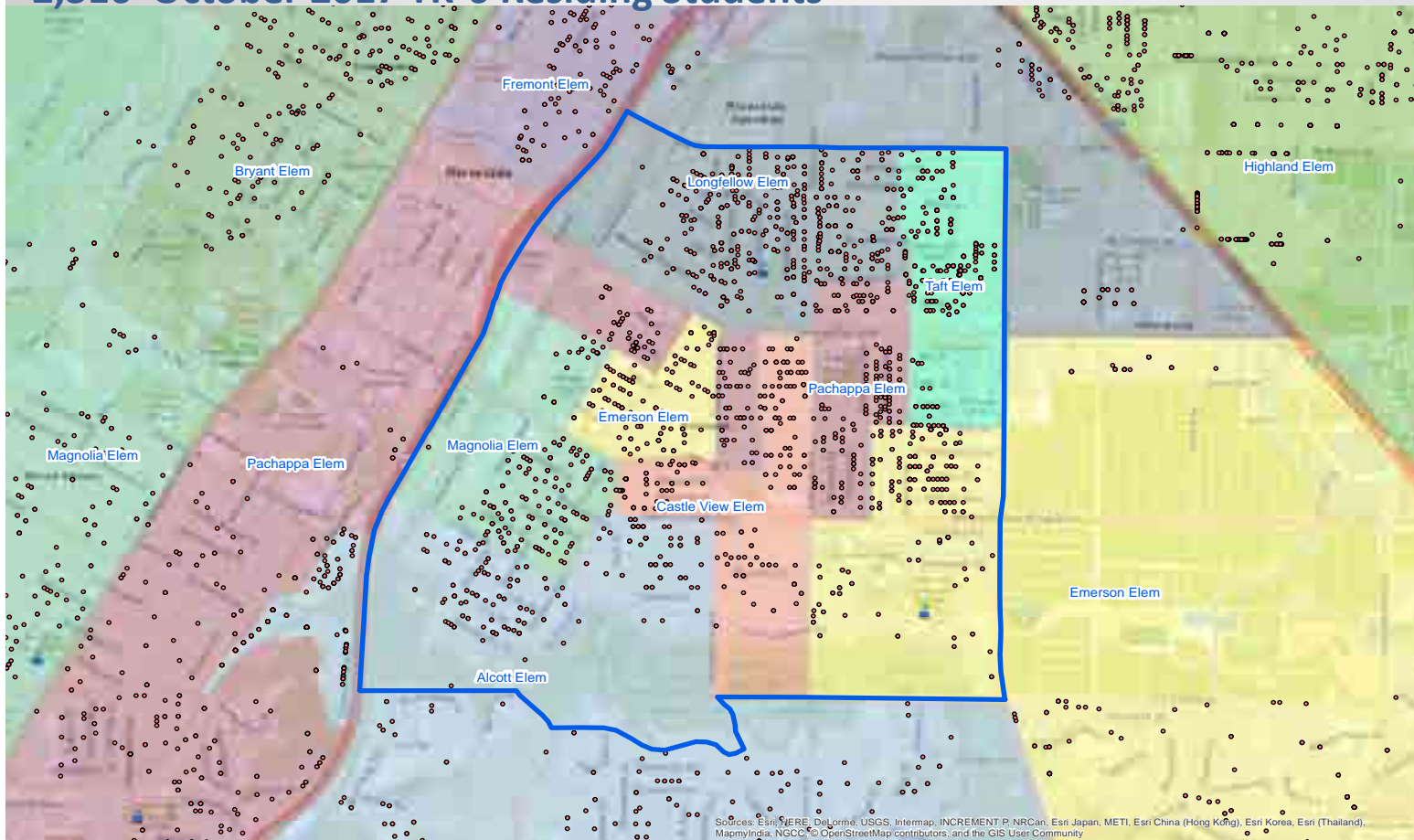
Eastside Transportation Attendance Area

1,274 Students are currently bussed to 5 Feeder Schools



Eastside Transportation Area

2,316 October 2017 TK-6 Residing Students



Eastside

Neighborhood School Study



Facts

- 2,316 Students reside within Eastside Neighborhood
- 1,274 are bussed to 5 feeder elementary schools, 4 schools are outside of the Eastside Neighborhood
- Annual Bussing expense - \$1,401,473

Eastside

Neighborhood School Study

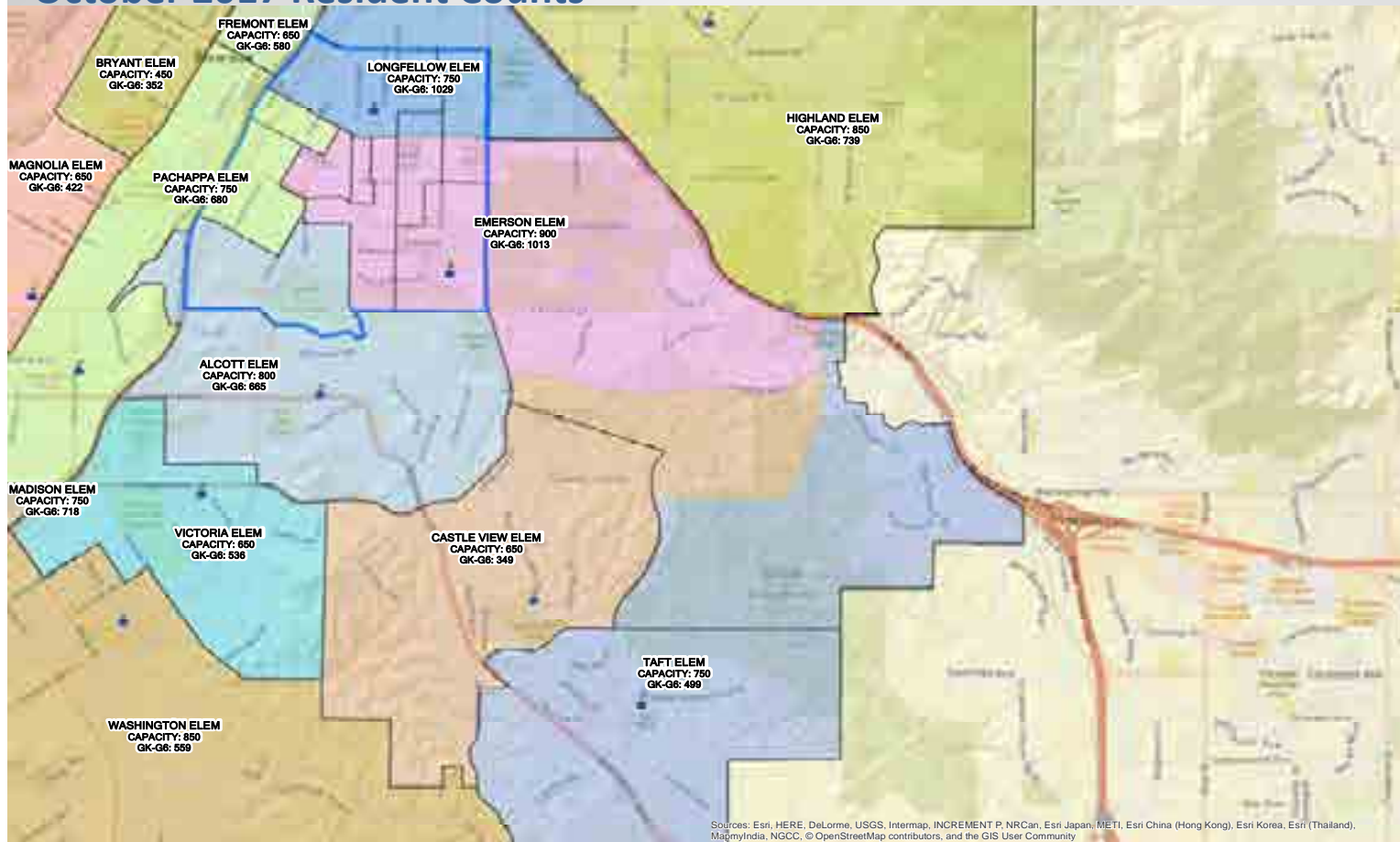


Options to consider

- Utilize existing Eastside Schools (Longfellow and Emerson) using boundary adjustments only to house more Eastside Students
- Build a New Elementary School (750 Capacity) within Eastside Neighborhood

Eastside Boundary Adjustment Only

October 2017 Resident Counts



Eastside

Neighborhood School Study

Boundary Adjustments Only



Eastside Transportation Areas		
Boundary Adjustments Only	Existing	Revised
Resident Counts	Capacity	Enrollment
SITE	K-6	K-6
Longfellow ES	850	1,029
Emerson ES	900	1,013
Alcott ES	800	665
Castle View ES	750	349
Taft ES	800	499
Pachappa ES	800	680
Magnolia ES	650	422
Totals	5,550	4,657

Eastside

Neighborhood School Study

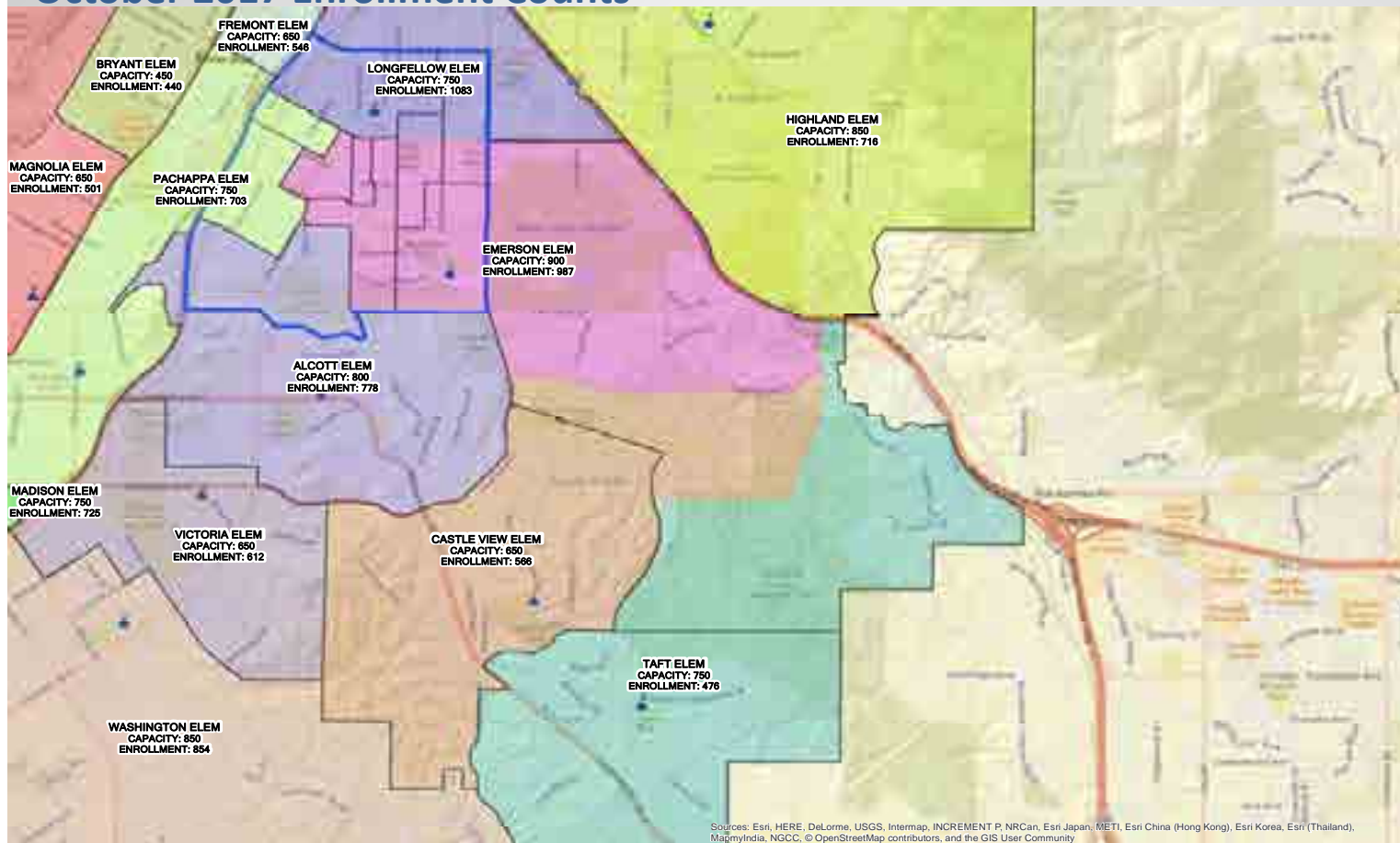
Boundary Adjustments Only



Eastside Transportation Areas			
Boundary Adjustments Only			
Residing Students	Current	Revised	Change
SITE	K-6	K-6	K-6
Longfellow ES	673	1,029	356
Emerson ES	834	1,013	179
Alcott ES	665	665	0
Castle View ES	456	349	(107)
Taft ES	664	499	(165)
Pachappa ES	769	680	(89)
Magnolia	596	422	(174)
Totals	4,657	4,657	0

Eastside Boundary Adjustment Only

October 2017 Enrollment Counts



Eastside

Neighborhood School Study

Boundary Adjustments Only



Eastside Transportation Areas		
Boundary Adjustments Only	Existing	Revised
Enrollment Counts	Capacity	Enrollment
SITE	K-6	K-6
Longfellow ES	850	1,083
Emerson ES	900	987
Alcott ES	800	778
Castle View ES	750	566
Taft ES	800	476
Pachappa ES	800	703
Magnolia ES	650	501
Totals	5,550	5,094

Eastside

Neighborhood School Study

Boundary Adjustments Only



Eastside Transportation Areas			
Boundary Adjustments Only			
Enrolled Students	Current	Revised	Change
SITE	K-6	K-6	K-6
Longfellow ES	780	1,083	303
Emerson ES	787	987	200
Alcott ES	778	778	0
Castle View ES	675	566	(109)
Taft ES	666	476	(190)
Pachappa ES	768	703	(65)
Magnolia	640	501	(139)
Totals	5,094	5,094	0

Eastside

Neighborhood School Study



Boundary Adjustments Only

- Six (6) current boundaries affected by option
 - ❖ Longfellow ES
 - ❖ Emerson ES
 - ❖ Taft ES
 - ❖ Pachappa ES
 - ❖ Castle View ES
 - ❖ Magnolia ES

Eastside

Neighborhood School Study

Boundary Adjustments Only



	Current		Revised
	Attending		Attending
SITE	Grd Tk-6	SITE	Grd Tk-6
Castle View Elem	224	Emerson Elem	224
Emerson Elem	18	Emerson Elem	18
Magnolia Elem	166	Pachappa Elem	166
Pachappa Elem	366	Pachappa Elem	80
		Longfellow Elem	60
		Emerson Elem	226
Taft Elem	500	Longfellow Elem	83
		Emerson Elem	417
Totals	1,274	Totals	1,274

Eastside

Neighborhood School Study

Revised Transportation Areas



	Current	Revised
Boundary Adjustments Only	Bussing	Bussing
SITE	Grd Tk-6	Grd Tk-6
Castle View Elem	224	0
Emerson Elem	18	18
Magnolia Elem	166	0
Pachappa Elem	366	246
Taft Elem	500	0
Totals	1,274	264

Eastside

Neighborhood School Study



Boundary Adjustments Only

- Pros

- ❖ Annual Bussing exp. reduced by over \$1M
- ❖ Additional 1,000 Eastside students have opportunity to attend Neighborhood School

Eastside Neighborhood School Study



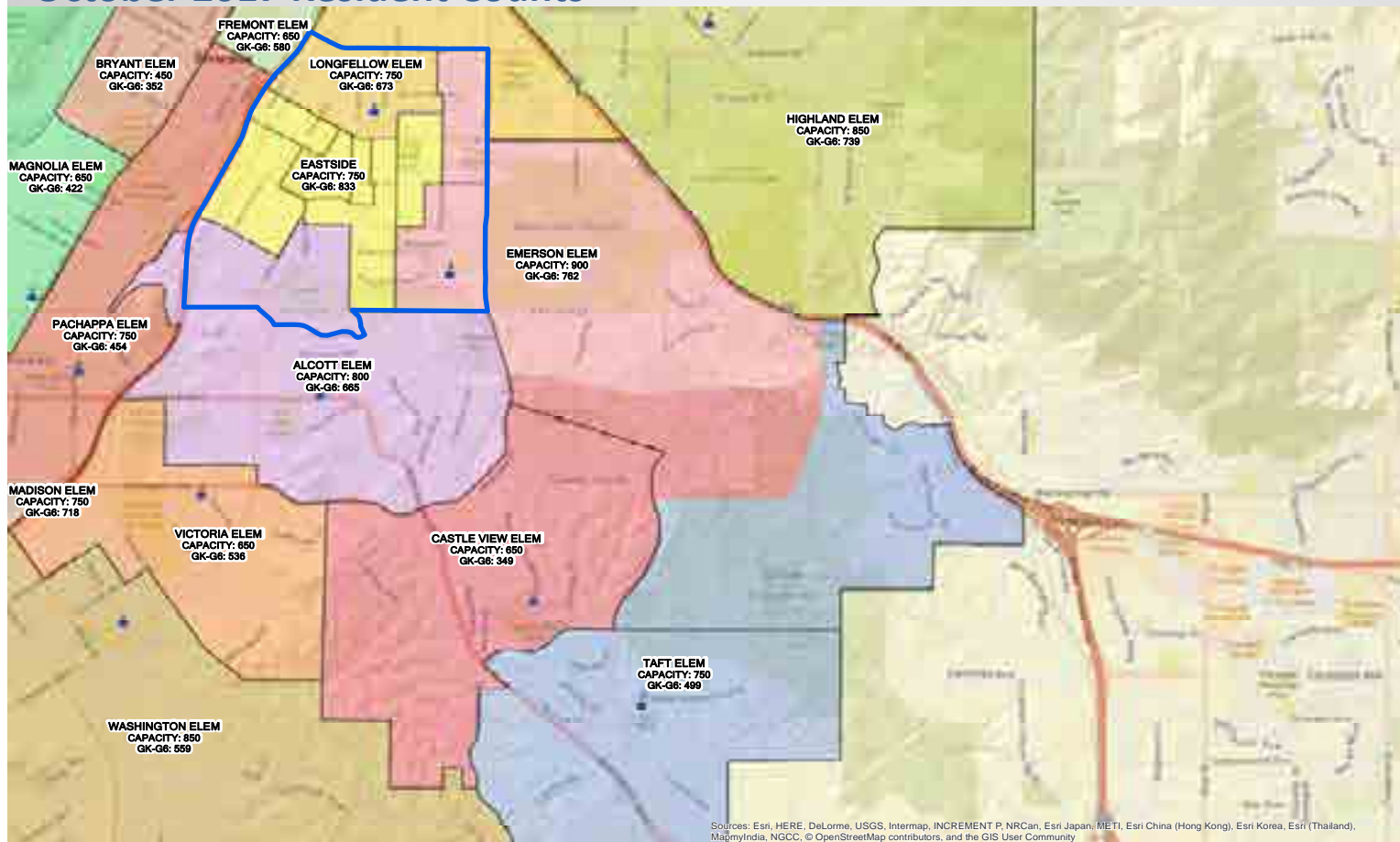
Boundary Adjustments Only

- Cons

- ❖ Longfellow ES and Emerson ES projected enrollments are overcapacity
- ❖ Potential additional boundary adjustments would impact schools outside the current transportation areas

Eastside New Elementary School (750 Capacity)

October 2017 Resident Counts



Eastside

Neighborhood School Study

New Elementary School Option (750 Capacity)



New School	Existing	Revised
Resident Counts	Capacity	Enrollment
SITE	K-6	K-6
New School	0	833
Longfellow ES	850	673
Emerson ES	900	762
Alcott ES	800	665
Castle View ES	750	349
Taft ES	800	499
Pachappa ES	800	454
Magnolia ES	650	422
Totals	5,550	4,657

Eastside

Neighborhood School Study

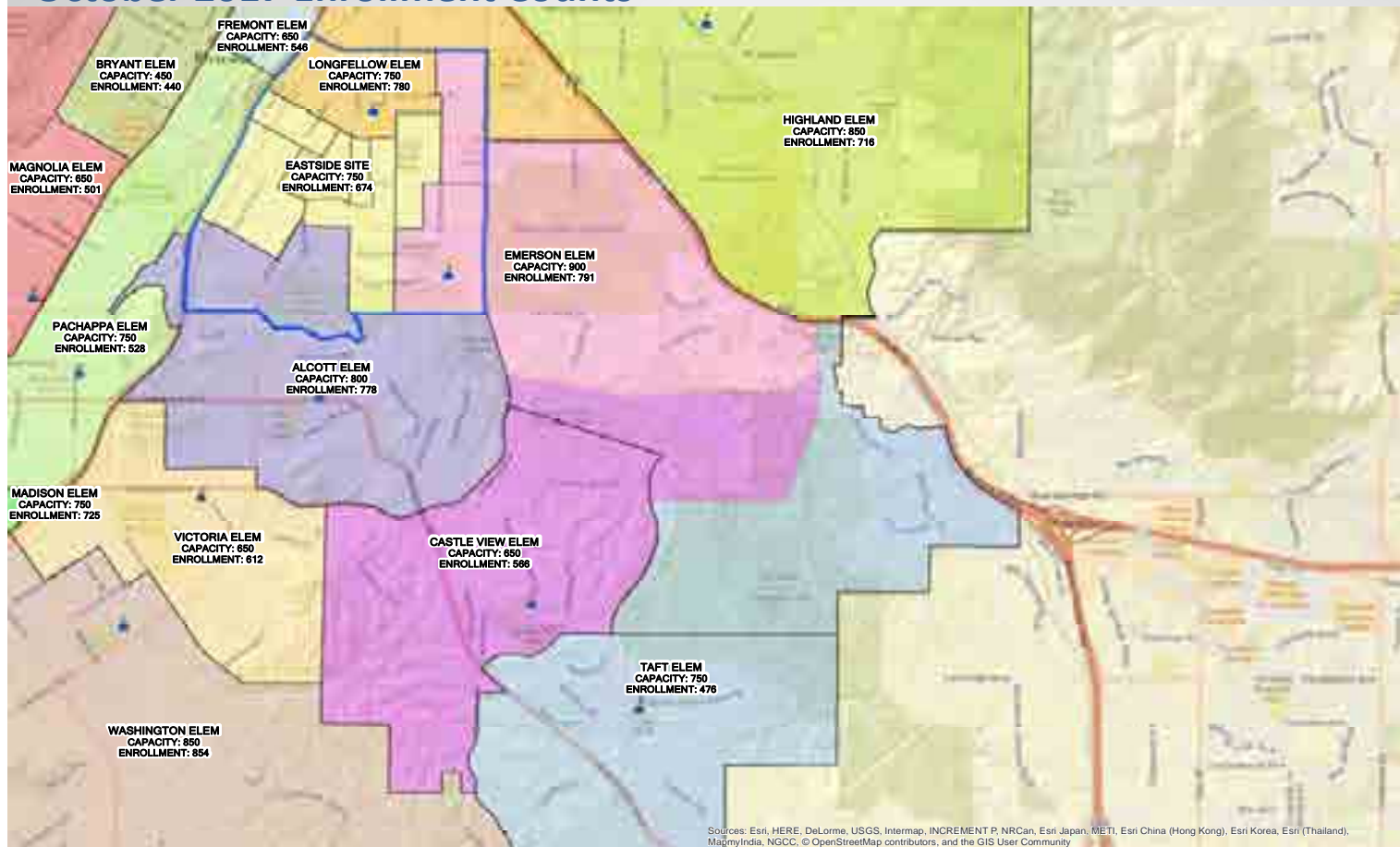
New Elementary School Option (750 Capacity)



New School			
Residing Students	Current	Revised	Change
SITE	K-6	K-6	K-6
New School		833	833
Longfellow ES	673	673	0
Emerson ES	834	762	(72)
Alcott ES	665	665	0
Castle View ES	456	349	(107)
Taft ES	664	499	(165)
Pachappa ES	769	454	(315)
Magnolia	596	422	(174)
Totals	4,657	4,657	0

Eastside New Elementary School (750 Capacity)

October 2017 Enrollment Counts



Eastside

Neighborhood School Study

New Elementary School Option (750 Capacity)



New School	Existing	Revised
Enrollment Counts	Capacity	Enrollment
SITE	K-6	K-6
New School	0	674
Longfellow ES	850	780
Emerson ES	900	791
Alcott ES	800	778
Castle View ES	750	566
Taft ES	800	476
Pachappa ES	800	528
Magnolia ES	650	501
Totals	5,550	5,094

Eastside Neighborhood School Study

New Elementary School Option (750 Capacity)



New School			
Enrolled Students	Current	Revised	Change
SITE	K-6	K-6	K-6
New School		674	674
Longfellow ES	780	780	0
Emerson ES	787	791	4
Alcott ES	778	778	0
Castle View ES	675	566	(109)
Taft ES	666	476	(190)
Pachappa ES	768	528	(240)
Magnolia	640	501	(139)
Totals	5,094	5,094	0

Eastside Neighborhood School Study



New Elementary School Option (750 Capacity)

- Five (5) current boundaries affected by option
 - ❖ Emerson ES
 - ❖ Taft ES
 - ❖ Pachappa ES
 - ❖ Castle View ES
 - ❖ Magnolia ES

Eastside Neighborhood School Study

Boundary Adjustments Only



	Current		Revised
	Attending		Attending
SITE	Grd Tk-6	SITE	Grd Tk-6
Castle View Elem	224	New School	224
Emerson Elem	18	New School	18
Magnolia Elem	166	New School	166
Pachappa Elem	366	New School	366
Taft Elem	500	Emerson Elem	500
Totals	1,274		1,274

Eastside Neighborhood School Study

New Elementary School Option (750 Capacity)



- Pros
 - ❖ Annual Bussing expense removed (\$1.4M)
 - ❖ Additional 1,300 Eastside students have opportunity to attend Neighborhood School
- Cons
 - ❖ Increased operations costs for smaller schools and new school

Open Discussion

Neighborhood School Study

